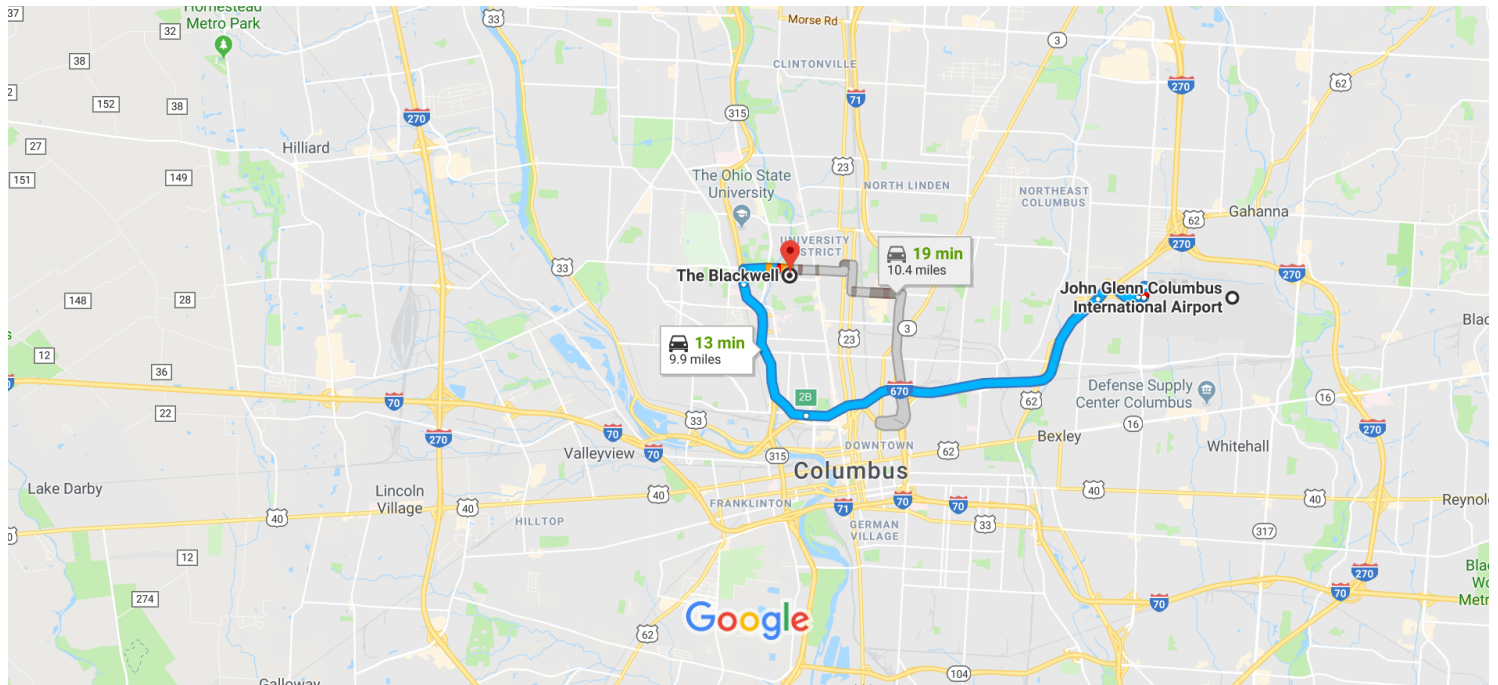




John Glenn Columbus International Airport to The Blackwell

Drive 9.9 miles, 13 min



Map data ©2019 Google 2 mi

John Glenn Columbus International Airport

4600 International Gateway, Columbus, OH 43219

Get on I-670 W/US-62 W in Mifflin Township from International Gateway



2 min (1.0 mi)

- ↑ 1. Head south on Stelzer Rd
0.2 mi
- 2. Use the 2nd from the right lane to turn right onto International Gateway
466 ft
- ↶ 3. Keep left to stay on International Gateway
0.5 mi
- ↘ 4. Keep left at the fork, follow signs for Interstate 670 W/U.S. 62 W/Columbus and merge onto I-670 W/US-62 W
0.3 mi




Continue on I-670 W to Columbus. Take the Lane Ave exit from OH-315 N

9 min (8.1 mi)

- ⤴ 5. Merge onto I-670 W/US-62 W
[Continue to follow I-670 W](#)
 5.4 mi

-  6. Take exit 2B to merge onto OH-315 N
2.5 mi
-  7. Take the Lane Ave exit toward Ohio State Univ
0.2 mi

Continue on W Lane Ave. Drive to Tuttle Park Pl

- 3 min (0.8 mi)
-  8. Use the right 2 lanes to turn right onto W Lane Ave
0.7 mi
-  9. Turn right onto Tuttle Park Pl
 Destination will be on the left
0.1 mi

The Blackwell

2110 Tuttle Park Pl, Columbus, OH 43210

These directions are for planning purposes only. You may find that construction projects, traffic, weather, or other events may cause conditions to differ from the map results, and you should plan your route accordingly. You must obey all signs or notices regarding your route.